

 SERENE

Ultra Low
Emission Burner

by **WOODSMAN**

SERENE

Ultra Low Emission Burner

Designed to suit modern homes and lifestyles, the Serene lets you enjoy the traditional comfort of a log fire without any compromises. Streamlined and sleek, the Serene is easy to use and a breeze to clean.

The Serene's sustained burn technology enables you to heat your home to a pleasant, even temperature and allows you to get a longer-lasting fire from the same amount of wood.

ULTRA LOW EMISSION

The Serene outperformed the testing standards for emissions and wetback use, meaning it can be installed in any home throughout New Zealand.

Set apart from traditional and early ULEB burners—Serene's superior performance is easier with no expensive electrical installation required, no additional expensive components needed and no complex operating requirements seen with other ULEB burners.

Serene's design and operation is more like the log burners you're used to, uncomplicated, inexpensive and easy to use.



16_{kw}

HEAT
OUTPUT

47_L

FIREBOX
CAPACITY

2_{kw}

WETBACK
APPROVED

15_Y

FIREBOX
WARRANTY

2_Y

PARTS
WARRANTY

Easy. Clean. Safe.

Designed with your needs in mind, the Serene is easy to light, safe and easy to clean and has built-in storage to improve safety and reduce clutter.

EASY LOADING HEIGHT

The Serene is ergonomically designed to be accessed at standing height without crouching or kneeling when loading wood or cleaning.



NO MESS ASH SCOOP

The Serene includes a "no mess ash scoop" for easy cleaning and safe ash removal. Simply scoop up the ash, close the scoop and place it in the caddy until you are ready to empty it.

FIRE SAFE DRAWER

Safely store matches, natural fire lighters, kindling and paper away from little ones while also keeping the area around your fire tidy and uncluttered.



REDESIGNED FIRE BOX

The front to back orientation ensures easy loading and protection from logs rolling out.

LONG LIFE CONSUMABLES

The Serene is fitted with stainless steel air tubes and baffle for long service life and two year warranty.

SUSTAINED BURN TIME

Testing shows the Serene provides a more even and sustained burn for the same load of wood*.

STEEL COOKTOP

The Serene is fitted with a convenient 8mm steel cooktop suitable for use during a power outage.

*Compared to similar sized Woodsman burners.

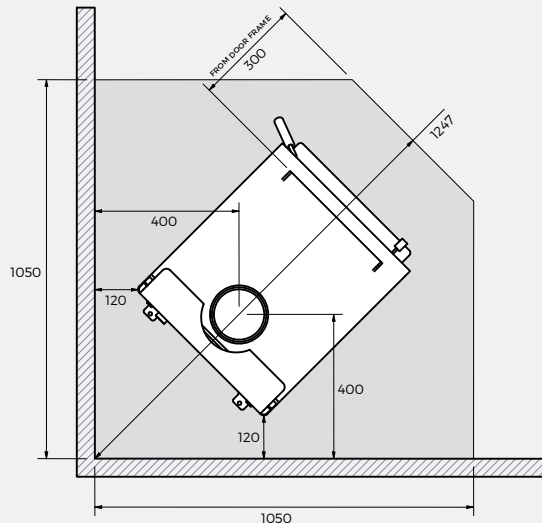
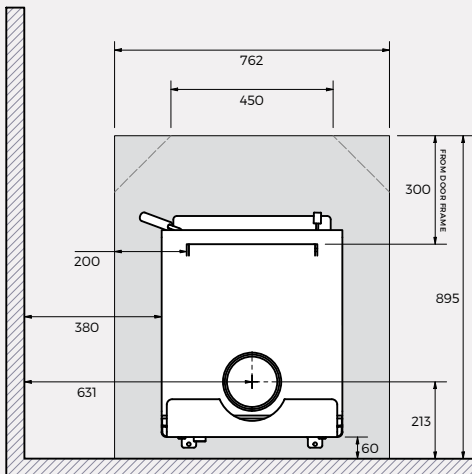
SPECIFICATIONS



DIMENSIONS	928H x 501W x 574D
WEIGHT	145kg
ULEB APPROVED	Yes
CLEAN AIR APPROVED	All Zones
MAXIMUM OUTPUT	16kW
FLOOR PROTECTOR	Ash Hearth



woodsman.co.nz/serene



All dimensions and clearances are in mm. Clearances are with factory flue shield. Refer to installation manual for full specifications.

FLOOR PROTECTORS & ACCESSORIES

At Woodsman we offer a selection of hearths and accessories to enhance the Serene and help make your experience easy and enjoyable.

LOW PROFILE FLOOR PROTECTORS

A range of attractive steel floor protectors are available to suit the Serene, offering you an easy and safe solution for your installation needs.


FEATURES

- Easy-clean powder-coated finish
- Wall or corner options
- Available in matt black finish
- Stub-proof design
- 4mm finished thickness

SHAPE OPTIONS



Wall



Corner

WOODSMAN ACCESSORIES



WOOD STACKER

This stylish and practical accessory allows you to separate your logs from your kindling and display both in a neat and appealing way.

DIAMETER 750mm
DEPTH 330mm

GLASS CLEANERS

Keep the glass on your firebox clean and clear with this handy product.



FAST AND EASY CLEAN



SUPPLIER



WOODSMAN

The Serene has been designed and hand crafted in New Zealand by Harris Home Fires. Maker of the iconic Woodsman brand, Harris Home Fires has been warming Kiwi homes since 1887.



W H Harris Ltd.
41 Braddon Street
Addington
Christchurch 8024
New Zealand

Phone +64 3 366 1796
Freephone 0800 366 1796
Fax +64 3 366 1795
sales@hhf.co.nz
www.woodsman.co.nz



New Zealand's leading supplier
of advice and fires.